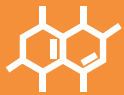




Technical Datasheet

Elastic DL160




Daylight Resin

Photo**centric**



Elastic DL160

Shore Hardness (Low – High)



Elongation (Low – High)



Compatible Printers



Liquid Crystal
MAGNA

Colour



Amber



Black
(Coming soon)



Elastic DL160 is designed for applications where a high level of energy dampening, even at low temperatures (-24°C), is required. Elastomeric properties before break, rebound resilience of 10.4% (89.6% of energy is absorbed) and 55A durometer.

Optimised for

● Sportswear protection and helmets at room and cold temperatures

● Dampening rubbers and foams

● Cushioning

● Gaskets and seals

Unique features



High elongation at break >160%



Energy dampening even at cold temperature, glass transition temperature of -24°C



Elastomeric properties



Accurate printing, no Z bleeding



Rebound Resilience 10%



Good tear strength 20kN/m



Low water absorption (0.3%) potentially making it suitable for contact with the body during periods of high exertion



Fast post curing



Elastic DL160A Properties

Tensile Properties	Green	Post-Cured	Method
Tensile Modulus	1.48 MPa	13.2MPa	ASTM D412
Tensile Strength (Break)	0.98 MPa	12.1MPa	ASTM D412
Tensile strength @ 50% Elongation	-	2MPa	ASTM D412
Tensile strength @ 100% Elongation	-	4MPa	ASTM D412
Tensile strength @ 150% Elongation	-	7.8 MPa	ASTM D412
Elongation at Break	7.07%	162%	ASTM D412
Mechanical Properties		Post-Cured*	Method
Tear Strength		20.3 kN/m	ASTM 624
Rebound Resilience		10.4%	ASTM D7121
General Properties			
Shore Hardness		55 Shore A	ASTM D2240
Tg (DSC, S1 -57, S2 8)		-24 °C	Internal
Water absorption (%)* after 24 hrs		0.34%	ASTM D570
Water absorption (%)* after 72 hrs		0.38%	ASTM D570
Water absorption (%)* after 7 days		0.56%	ASTM D570
Liquid Properties	Value		Method
Viscosity	1100 cPs		At 25°C Brookfield spindle 3
Density	1.04 g/cm3		-
Storage	10<T>50°C		-

* Post cured for 10 hours at 60°C with Photocentric Cure L2



We are constantly reviewing and improving our range of high-performance materials. For the very latest information, please visit the Photocentric website



Design & Print Orientation Consideration Parameters

Properties	Parameters
Minimum feature size (pins)	0.6mm
Minimum hole diameter	1mm
Minimum slot thickness	1.2mm
Minimum wall thickness	0.5mm
Overhangs	Successful for overhangs $\leq 45^\circ$
Scaling factor	N/A (Photocentric Studio profiles reflect this value, no need for adjustment)
Scaling factor for lattice structure with beam thickness $\leq 2\text{mm}$	-4% XY and N/A Z (requires adjustment on Photocentric Studio profiles)


Correct shrinkage
 Shrinkage correction scale xyz

0.9600 [t]	0.9600 [t]	1.0000 [t]
96.00%	96.00%	100.00%

Lattice Parameters

Photocentric applications team designed the following lattice test piece, as a recommendation for the user's first print with any flexible resin. By doing so, the user will understand the resin properties in relation to design parameters and assist them to design their next parts accordingly.

To download the file please click [here](#).



Photocentric worked closely with General Lattice Frontier Software, a free-to-search material library of validated mechanical property data designed to support users in the selection of the best lattice, material, and hardware combination.

Elastic DL160 is one of the validated materials on Frontier library.

<https://www.generallattice.com/frontier>

Recommended orientations to print	45° angle or vertical as possible.
Recommended support structure to print	Depending on part size, choose a desired support profile in Photocentric Studio.



Pre-Print Instructions

- To print with Photocentric Liquid Crystal Magna, choose 'Elastic DL160A' at desired layer thickness when preparing your print file in Photocentric Studio.
- Heat the resin to 30°C in the bottle.



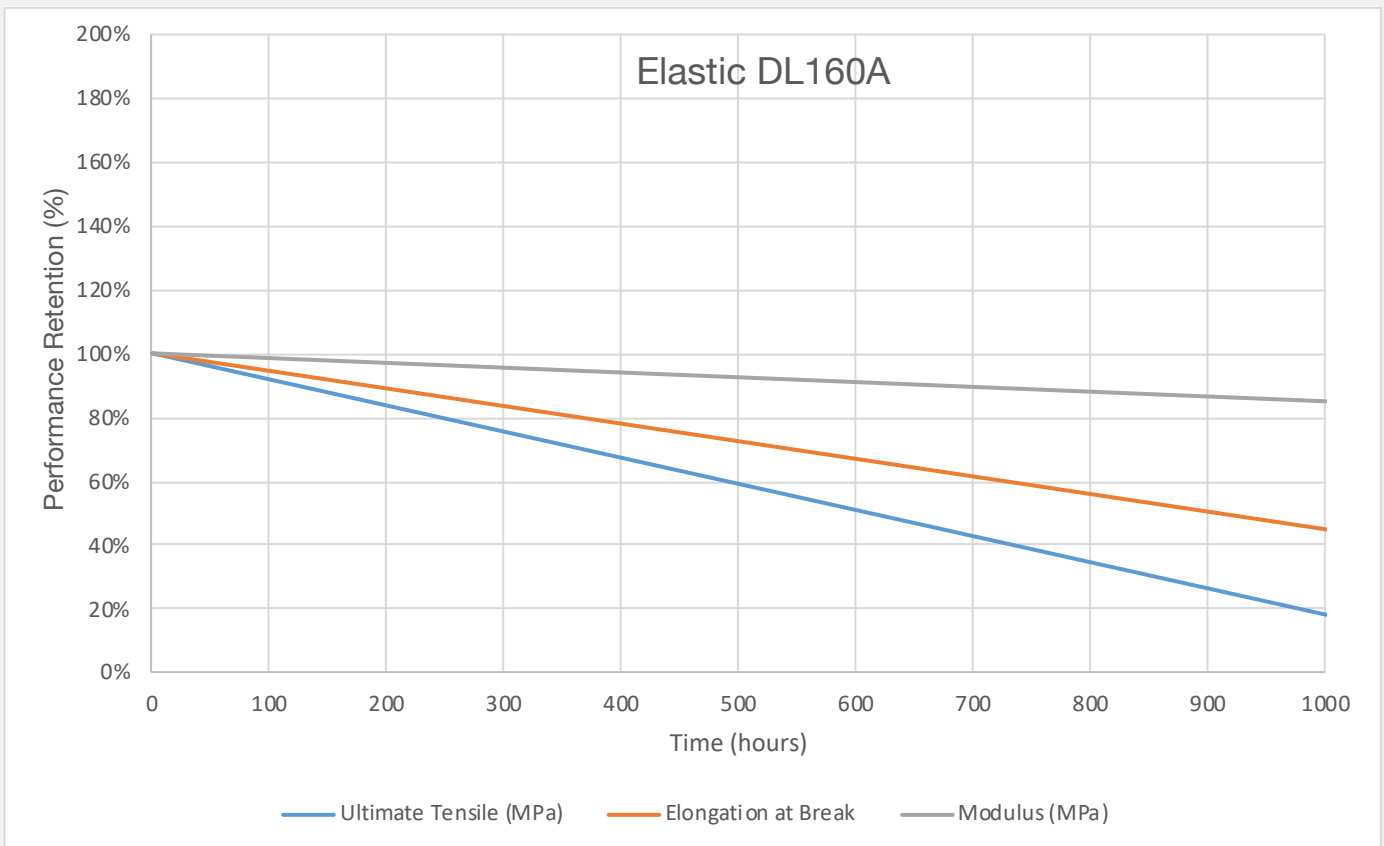
Post-Print Instructions

1. Parts can be washed in 'Photocentric Air Wash L' for 10-12 minutes using 'Photocentric Resin Cleaner 30'.
2. Make sure you do not exceed the recommended wash cycles as it might have an adverse effect on the mechanical properties.
3. Once washed, rinse with lukewarm water for 1-2 minutes. Parts can deform in hot/warm water.
4. Gently dry with compressed air to remove any remaining water. Or alternatively, leave to air-dry.
5. To reach the ultimate mechanical properties: Place the platform into the Photocentric Cure L2 for a minimum of 2 hours at 60°C.
6. Remove the platform from the Cure L2 and remove the part/s from the platform with using a scraper. It is easier to remove parts when they are still warm.



Elastic DL160A UV Aging

Specific UV ageing testing was externally performed on Photocentric Elastic DL160A Resin. Mechanical properties including Tensile Modulus, Tensile Strength at Break and Elongation at Break were evaluated after 1000 hours of exposure and compared against a zero-hour control.*



*All mechanical testing was carried out under ASTM D412 (Type C) for flexible/elastomeric materials, and ASTM D638 (Type IV) for rigid/durable materials.